


DOG PULLER

Selection of the competition venue and field marking:

- For the DP championship need playing field for work of the dog and handler of the minimum size of 50 x 15 m
- The field is marked-up according to the scheme below. In the center there are three equal zones 10 x 10m
- On the field with this marking is conducted discipline Puller Running:

DOG PULER field map

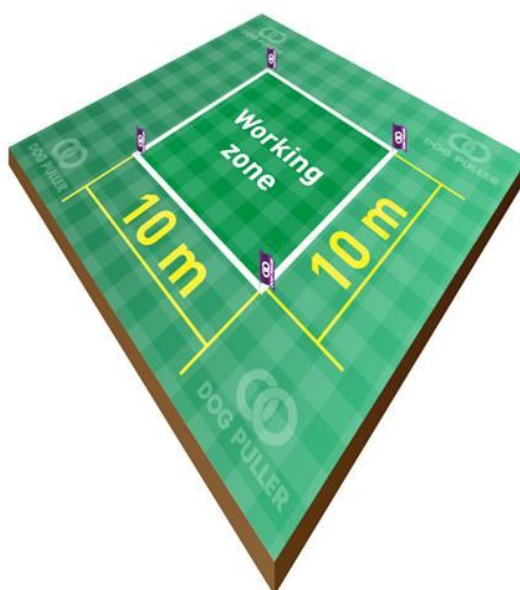
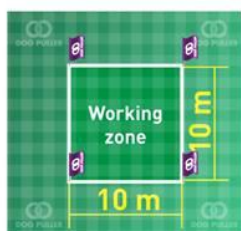
Discipline: Puller Running



- The puller catching zone cannot be shorter than 7 m. It is not marked-up and is not fenced, has a free length.
- On any of the squares of the marked-up field (10 x 10m) is held Puller Jumping discipline:

DOG PULER field map

Discipline: Puller Jumping



- The field is marked-up with sand, sawdust, special spray paints, flour, tape or by non-toxic food dyes, along the perimeter can be further fenced by tape (the puller catching zones, located along the field, not fenced). At the corners of the squares are placed flags or cones.
- The competition field coating must be flat, non-slippery and not too hard. Also field should not have holes, potholes, bumps and other irregularities. Absolutely not suitable field with the following types of coatings: concrete, asphalt, gravel, crushed stone, rubber coating of outdoor sports grounds, tile or stone tiles. The field must be cleared and contain no bushes, trees or any other obstacles.

Judging panel


- Only certified Dog Puller judges are allowed to judge the championship. By a certified judge is meant a person who has passed a seminar, internship, certification and who has a certificate of Dog Puller judge at least a regional category.
- Judging panel judges the competition. It consists of a minimum of 3 certified Dog Puller judges. Each judge must have a sheet, where he records the results of the performance of each participant, in each discipline. The sheet must be signed by the judge - Last Name and First Name, the date and the numbered pages.
- One person from the judging panel - Chief Judge of the competition, appointed for his objectivity, authority and experience of participating in this sport. In the discipline of Puller Running, two judges work as a side ones to take into account all the nuances and promptly resolve controversial issues. On the starting line there is a "judge at the start" and a timekeeper. The judging panel may include a larger number of people whose responsibilities are assigned by the Chief Judge.
- The Chief Judge takes a position near the central zone - the start zone.
- The Chief Judge ensures that the handler does not step on or behind the start line when the puller throws, notes the catch and return of the puller to the start zone and keeps a list of competitions. He also takes the signs (raised up hand with proper catching of the puller / hand crosswise when catching a wrong puller or not catching it) from the side judges. The Chief Judge or his assistant with a timer or stopwatch are counting down time for each competing pair.
- At the discipline Puller Running the side judges are each near the run-up zone (left and right), and track in which zone and how the puller was caught by the dog. If the puller is correctly caught in the catch zone, the side judge must sign to Chief Judge - raise his hand. When not catching a puller correctly or not catching it, the arms are crossed. Side judges make a mark about catching / not catching in their statements.
- At the discipline Puller Jumping the Chief Judge with judges-assistants score the jumps. One of the judges score the dog jumping with the capture of the puller with the mouth and separation of two paws from the ground, the second judge score the jumping of the dog with the capture of the puller with the mouth and separation of four paws from the ground. Each judge maintains his statement, in which the results of the performance of each participant are recorded.
- Judges when judging adapt to the style of the athlete, but they consider only obvious jumps with a clear capture.

- All statements filled in by the judges during the championship are given to the Chief Judge upon completion of the disciplines. The Chief Judge verifies all statements with his, discusses controversial points with the Side judges and makes decisions on awarding the place.
- Championship results should be consolidated into a single spreadsheet and published at least three days after the championship on an open, publicly accessible resource.
- All results from the championship are transmitted to the head of the Dog Puller Federation of your country and are entered into the country's ranking table by him.

Puller Running:

DOG PULER field map

Discipline: Puller Running



- The performance time – is 90 seconds. The number of throws is not limited. Two Puller rings are used.
- A competing couple a dog and handler begin their performance in the central zone - the start zone. The countdown occurs after the owner strikes the puller twice with a puller (double clap by pullers).
- The performance consists of alternately throwing pullers in different directions, so that a dog catches the rolling ring in the catch zone and brings it to the start zone. Puller rings throws by handler one by one, each time in opposite directions.
- The puller is considered a rolling until the ring is fully laid on the field on one of its sides (force majeure — a puller ring stuck somewhere without movement — is regarded as a fallen puller). If a non-moving puller, lying on one of its sides, or stuck somewhere without movement, was set in motion by a dog or any other extraneous impact, then such a puller is not considered to be caught in motion.
- After throwing a puller, the handler's exit from the start zone is allowed and does not mean a loss of a point.

- A throw made by the handler strictly from the start zone is considered effective.
- In the start zone, the dog can leave the puller on the ground or give it directly to the handler.
- The performance ends after 90 seconds. If before the announcement of the end of time the handler managed to throw a puller, then even after the final whistle or the announcement of the end of the performance time, the score will be counted if the dog successfully catches the ring and returns to the start zone.


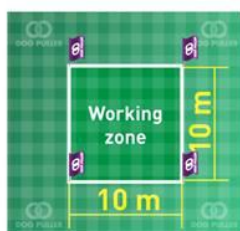
The scoring of points in the discipline Puller Running:

- When catching a moving puller by a dog behind the mark of 10-meter run-up zone and returning the ring to the start zone - 1 point.
- If the dog picked up a non-moving puller (except for the puppy category) - 0 point.
- If the puller caught in the 10-meter run-up zone - 0 point.
- If the puller is dropped by a dog outside the start zone - 0 point. (except for the puppy category).
- If a handler step on to any of the lines of the start zone when throwing a puller - 0 point.
- If the same puller ring was thrown twice in a row, then if the dog successfully caught and returned the puller to the start zone, points will be awarded according to the rules. At the third and more throws of the same puller ring in a row, points are not awarded.
- If the puller ring was thrown twice in a row to the same direction, then if the dog successfully caught and returned the puller to the start zone, points will be awarded according to the rules. At the third and more throws of the puller in the same direction, points are not awarded.

Puller Jumping

DOG PULER field map

Discipline: Puller Jumping



- The work zone for this discipline - is a 10x10 meter area.
- The performance time - is 90 seconds.
- During the performance, two Puller rings are used.
- A competing couple a dog and handler begin their performance in the 10x10 meter area. The countdown occurs after the owner strikes the puller twice with a puller (double clap by pullers).
- The performance consists in the successive capture by the dog of one of the pullers with the separation of two or all four paws from the ground. During the capture of the puller, the puller should be in the handler's hand. After capture the ring with the mouth of the dog, the puller can be released from the handler's hand.
- During the performance, the dog should show clear changes of left / right position when changing the puller rings.
- Within the 10x10 meter performance area, the handler and dog are not restricted in movement.
- The handler can stand kneeling, but in such a way that no part of his body is used by the dog as a barrier/obstacle.
- In the case of an athlete using any part of the body as a barrier for a dog, the judges have the right to impose restrictions on the couple acting in a similar way: be it a division of the overall result by 2, not score such jumps, etc. Information on judge's measures is announced to all participants before beginning of the discipline.

The scoring system in the discipline Puller Jumping

- The dog must make the maximum number of jumps with a puller capture.
- The counting of jumps is the same for all categories.
- Jump with the capture and separation from the ground of two paws - 1 point.
- Jump with the capture and separation from the ground of four paws - 2 points.
- Jump without capture - 0 point.
- Jump without a clear capture - 0 point.
- Capture without jump (separation of at least two paws from the ground) - 0 point.
- If a handler step on to any of the lines of the performance zone 10x10 meter - 0 point.
- If a dog catch the same puller ring twice in a row, the points are calculated according to the rules. If a dog catch the same puller ring a third or more times in a row, then points are not awarded.
- If the dog did not catch the puller ring and it was offered to it again once or repeatedly until the moment ring was catch, then the result of the puller ring catch is counted according to the rules.
- Unobvious, weak capture of a puller by a dog with not a full mouth - 0 point. Each dog, taking into account its breed, age or individual characteristics, can have a different density, strength and style of capture of the puller. Examples of puller capture that are considered successful:



Separation by category:

The dogs are divided into categories according to age and height.

- Puppies category - the dogs aged 3 to 12 months.
- Mini category - the dogs up to 40 cm at the withers.
- Maxi category - the dogs from 40 cm at the withers (40.01 cm and above).
- Drive category - high-speed dogs of such breeds as Border Collie, Kelpie, Malinois, Herders and specially bred sports mixes.
- Terriers category - Terriers, such as: Jack and Parson Russell Terriers, Fox Terrier, Welsh Terrier, Border Terrier, etc. (announced from 5 dogs).
- Heavyweight category - Moloss and other dogs, which, due to their breed and physical characteristics, cannot develop greater speed and cannot show competitiveness agility with other categories (announced from 5 dogs).
- Veterans category - the dogs aged 8 years + 1 day of all sizes (announced from 5 dogs).
- Dogs of some breeds can be identified by a judge in either the “Maxi” category or the “Heavyweight” category, depending on the size of the dog.

Holding of competitions:

- In each category, the athlete has the right to perform with no more than two dogs.
- In each category, one dog can perform with only one handler.
- In all disciplines, only one athlete and his dog may be present on the field during their performance.

- Allowed for use only Puller of TM Collar.
- Dogs of the Maxi, Drive and Heavyweight categories cannot perform with mini and micro puller rings.
- Dogs of the Mini and Terriers categories cannot perform with micro puller rings.
- Dogs of the Puppies category can perform with a puller ring of any size.
- During the performance one couple of puller rings should be used.
- The number of points for each throw, jump, and the overall result of a couple's performance is determined objectively by the Chief Judge of the competition and cannot be discussed by the athletes or challenged.
- Spectators and the press are not allowed to be on the competition field during the performance of sports couples.

Determination of the winner with the same points among the participants

- For couples with the same number of points there is a restart (rerun or rejumping), depending on the discipline in which there are participants with the same number of points.
- Restart is carried out separately for each category and discipline, if necessary.
- Restart is carried out only to determine the prize (1st, 2nd and 3rd) places.
- Restart of Puller Running: in the least amount of time to make three throws with catch and return. Double clap by pullers - is a start of countdown. From this point on, the couple must make three throws of the puller rings according to the rules of the Puller Running in the shortest possible time. Time stops when the dog with at least one paw enters the start zone, returning the puller after the 3rd throw.
- In the Restart of Puller Running, wins the couple with greater results. With the same results - the couple with the least time.
- Restart of Puller Jumping: in the least amount of time, make 10 jumps with a puller capture. Double clap by pullers - is a start of countdown. From this point on, the dog must complete 10 jumps with a puller capture. Time stops on the landing of the dog after the 10th jump.
- In the Restart of Puller Jumping wins the couple with a greater number of points. With the same number of points, wins the couple with the least time.

Mistakes, violations, disqualification

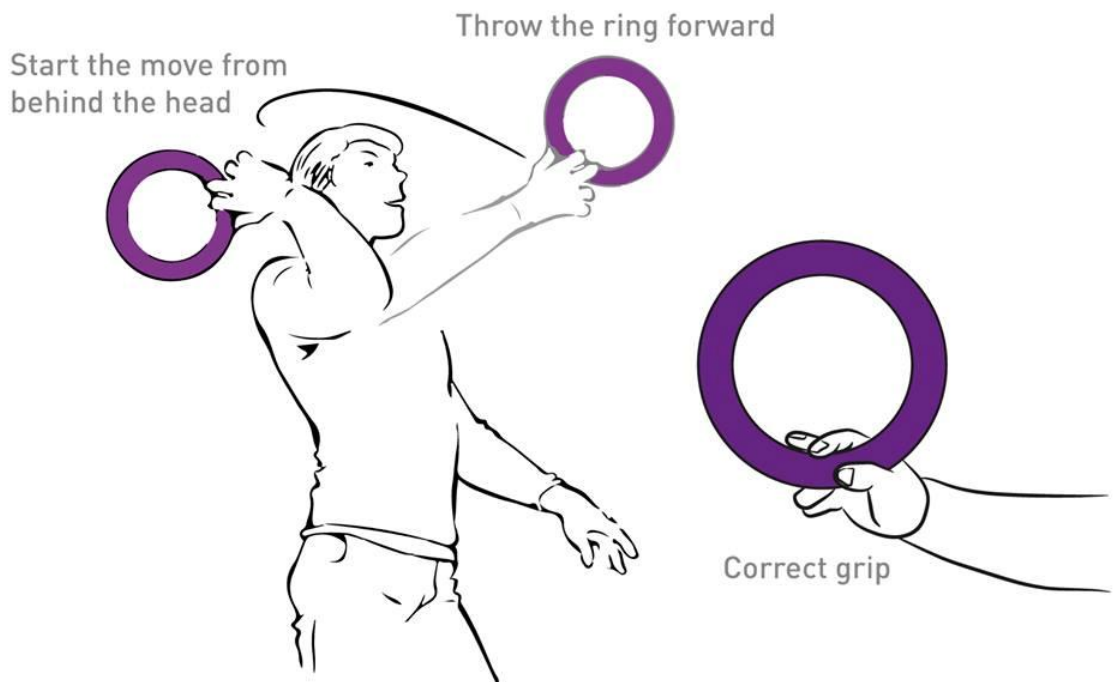
- Athlete has the right to replace a damaged puller. If during the performance the dog has damaged it, the athlete has the right to replace the puller at any time during his performance. To do this, he must pass the damaged puller to the judge before he proceeds to continue performance. The time of performance in this case does not stop and the decision to replace the puller is left to the discretion of the athlete. It is possible to replace the puller outside the start zone with the permission of the Chief Judge of the competition.
- If during the performance the dog goes take a leak (due to great need) or damaged the venue, inside or outside its borders, but within the competition field, the performance time immediately stops. The athlete must immediately eliminate the consequences of the incident, then, when the athlete and his dog are ready to continue, the time goes on from the moment it stops. If during the performance

the dog goes take a leak (due to small need), then the time immediately stops, the performance ends and the number of points received by the couple before the incident is counted. If the athlete does not eliminate the consequences of the incident, the couple will be disqualified for this discipline.

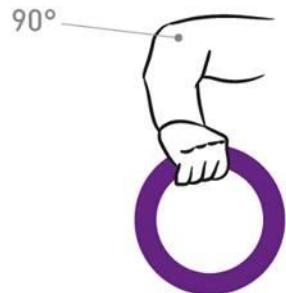
- Dogs during the oestrus are allowed to compete. The performance of the couple in this case passes after all the participants and disciplines. The fact of oestrus is considered from the first day to 30 inclusive. Dogs during the oestrus participate at the Restart on the definition of 1, 2 or 3 places last.
- If an athlete hides the fact of oestrus from his dog from judge, the couple is disqualified. Sick dogs (and pregnant dogs from the 5th week of pregnancy) also cannot participate in the Dog Puller competition. Participation of dogs with developmental or structural defects (including acquired ones), but not causing problems to the dog or athlete during a performance (not leading to the risk of injury) and having no health problems, is allowed. is determined at the place by the Chief Judge of the competition.
- Ill-treatment of an athlete with a dog as part of the competition, foul language, open hostility to other participants of the competition, as well as being drunk on a competitive field, is punished by disqualification.
- Dogs are not allowed to compete with any kind of electronic collars, strict collars, strangles and with items of equipment (clothing) interfering.
- During the performance is prohibited to encourage dogs by feed.
- Only a puller can be in the hands of a performing athlete or within the starting area.
- On the field during the competition there can be only one competing couple: an athlete and a dog, not counting the Judging panel. No one can intentionally touch a dog or a puller, except the handler/dog owner, during a couple's performance. Violation is fixed by the Chief Judge of the competition, making further decisions is also determined by him.
- Dog aggression is not allowed in competitions. If a dog displays aggression to a person or another dog in the field of view of the Chief Judge (both before and during and after the performances, but before the end of the award ceremony), the dog and the athlete are disqualified, their result is equal to 0.
- Disputes with a Judging panel, challenging the results and appeals are prohibited at any time.

Safety Technique

- Throw a puller from the top, from behind the ear. It is desirable to hold with three fingers.



- When jumping, direct the dog to jump behind the puller horizontally, not vertically, as “candles”. Landing after vertical jumps can negatively affect the joints of your dog. The judges have the right to stop the performance of the athlete, if the manner of jumping will be considered dangerous for the dog.
- After capture a puller by a dog, it is not recommended to turn the dog in the air too abruptly, putting a jerky load on the cervical region. Such a technique can be considered by the judge as unsafe for the dog and measures can be taken at the discretion of the judge.
- The puller shape protects the hand from accidental bites, but at the same time the puller must be held correctly, wrist is pointing down, and the elbow is pointing up. This position of the hand, when performing jumping exercises, is right and safe for a dog handler. Handler's wrist always looks at the dog direction.



Correct grip



Incorrect grip